

Benton County Community Health Improvement Planning

Economic Opportunity and Inequality

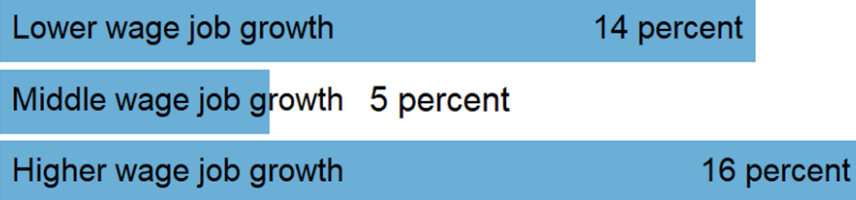
A steady income and the opportunity to build wealth is one of the most important ways to good health. Inequality in societies reduce the quality of life for all community members.

Key Health Data

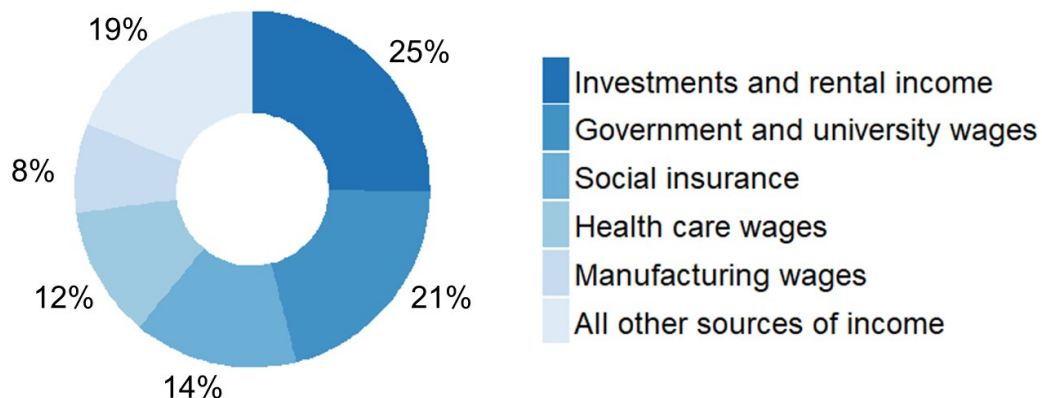
- The average household income in Benton County is \$50,000 per year, the same as Oregon, but Benton County has the highest income inequality in the state, and is in the top 5 percent of counties in the U.S.
- Single women with children earn on average only half of what single men with children earn.
- The average cost of full-day childcare is \$13,100 a year.

Focus on: Jobs and Income

Job growth in Benton County since 2006 has been weak in middle-wage jobs:

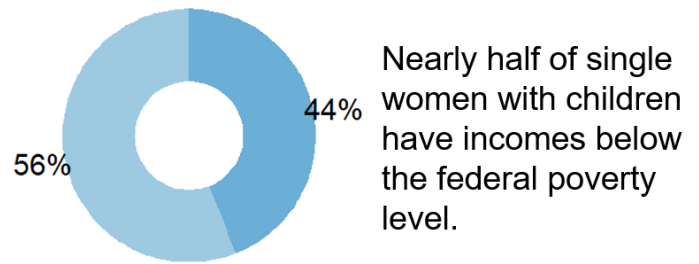
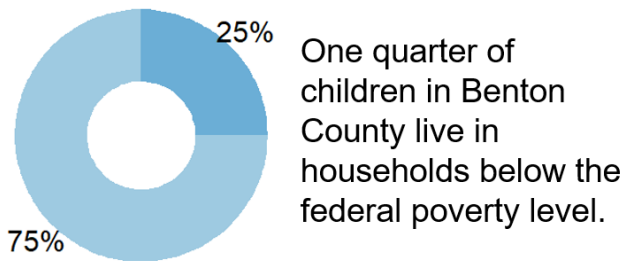


The single largest source of income in Benton County is investment and rental income:



Focus on: Inequality and Poverty

Children and single mothers in Benton County experience poverty at high rates:



Households where the head of household is not white have higher poverty rates and lower average incomes than white households.

Poverty rates of non-white and white households:

Non-white households 34 percent

White households 19 percent

Average household incomes of non-white and white households:

Non-white households \$32,000

White households \$57,000

To learn more:

Visit this website: bit.ly/BentonCountyCHIP to see all seven themes in an interactive webpage.

Read the [2017 Community Health Assessment](#) on the Benton County Health Department website for much more data.

Take this survey to help us prioritize 3 themes for our Community Health Improvement Plan: www.surveymonkey.com/r/2018CHIPpriorities.

